



District Report Card: 2017


State: Punjab	District: Mansa
Class: 8	Subject: Language
Schools: 51	Students: 1426


Participation/Coverage


Students

GENDER 	Boys		Girls	
	Number	%	Number	%
	716	50.21	710	49.79

AREA 	Rural		Urban	
	Number	%	Number	%
	1218	85.41	208	14.59

CATEGORY 	SC		ST		OBC		GEN	
	Number	%	Number	%	Number	%	Number	%
	918	64.38	1	0.07	197	13.81	310	21.74

CWSN 	LD	VI	HI	S&LD	ID	Oth
	4	3	2	1	4	32

Management 	Government		Government-aided	
	Number	%	Number	%
	1398	98.04	28	1.96

Average Performance of Students in Language (%)

Overall	Gender		Area		Management		Social Group			
	Male	Female	Rural	Urban	Govt.	Aided	SC	ST	OBC	GEN
46.50	45.20	47.80	48.84	32.79	46.73	35.00	44.10	0.00	47.51	53.12

Performance on Learning Outcomes (LOs)

Learning Outcomes	Description	Average Performance(%)
L813	Read textual/non-textual materials with comprehension and identifies the details, characters, main idea and sequence of ideas and events while reading	46.50

Range of Performance of Students who Answered Correctly							
Below 30%		30% - 50%		50% - 75%		Above 75%	
Number	%	Number	%	Number	%	Number	%
381	26.72	309	21.67	547	38.36	189	13.25

Lowest Performing Learning Outcomes (LOs)

1 - Read textual/non-textual materials with comprehension and identifies the details, characters, main idea and sequence of ideas and events while reading (46.50)